

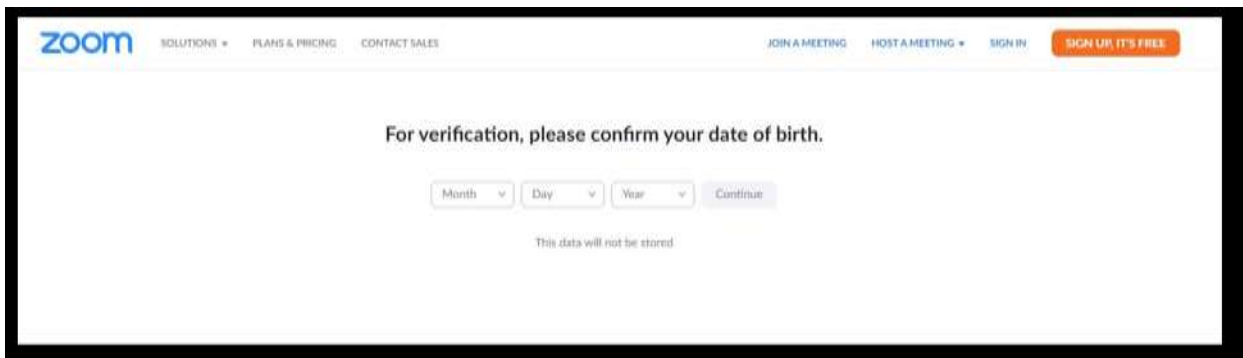
# SETTING UP 'ZOOM' TO JOIN PARISH MEETINGS

## What is 'Zoom'?

Zoom is a web conferencing platform that is often used for audio and/or video conferencing.

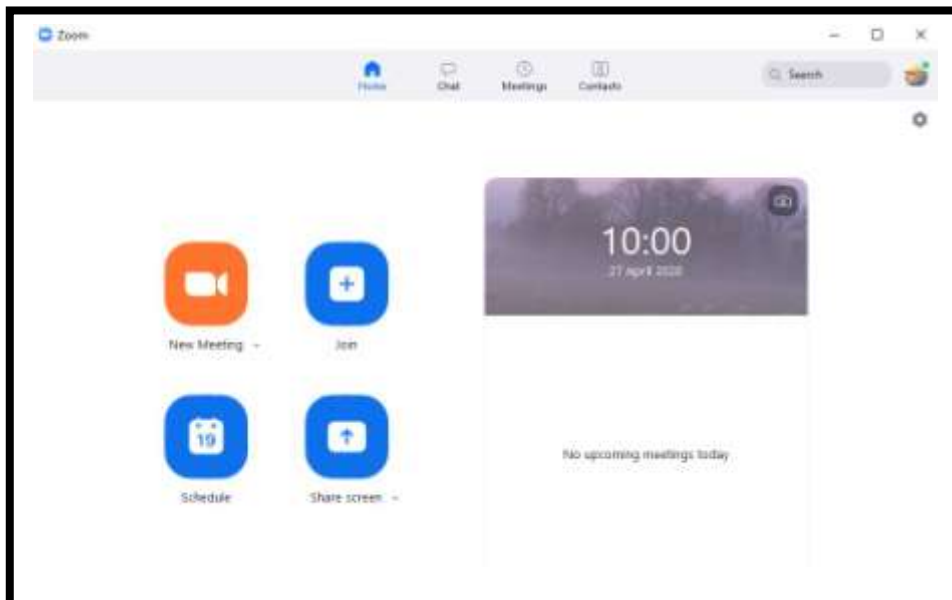
## How do I get started?

You can register for a free basic account at [Zoom sign up](#) as shown below:-



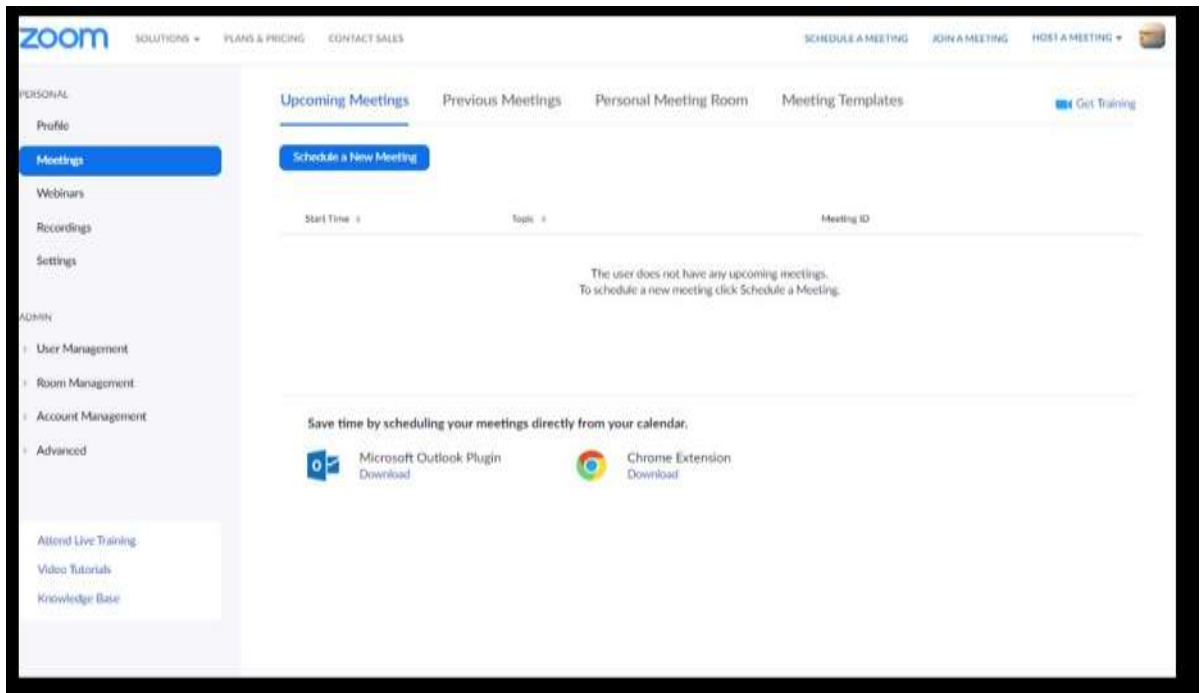
You will need to have a computer that has a microphone and ideally a camera.

Once you have registered, each time you log in, you will see **one of two** home pages:-



The main functions are shown :-

- [Schedule a meeting](#) – allows you to plan meetings and create the details to send to others in advance
- [Join a meeting](#)
- [Host a meeting](#) – allows you to invite others

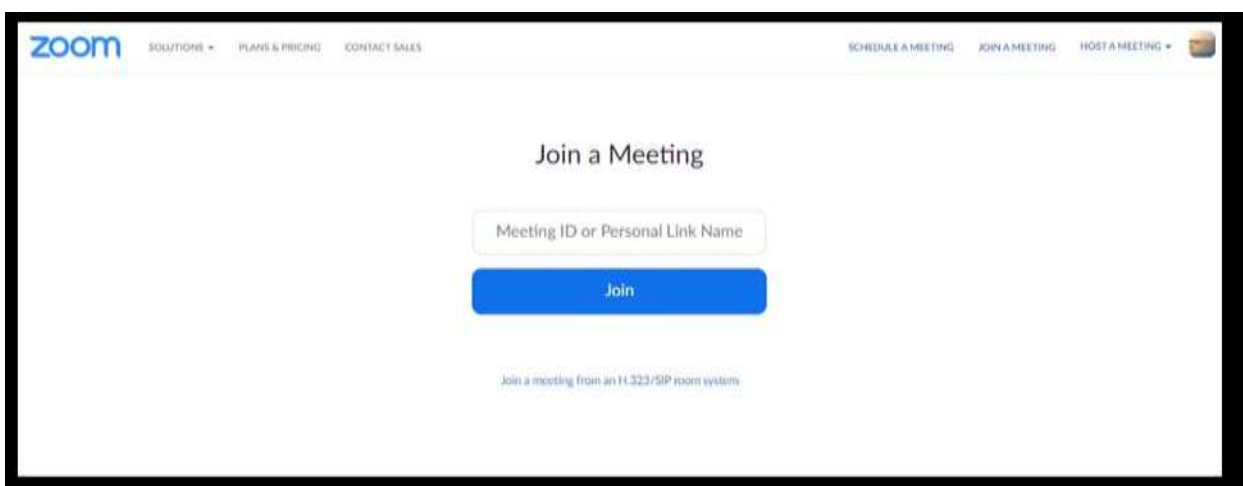


## What do I need to join a Parish Zoom Meeting?

You will need

- ✓ Meeting ID (between a 9- and 12-digit code eg 000-000-000 or 000-0000-0000)
- ✓ Password

These are generated by the person hosting the meeting. For Parish Meetings, this will be either the Clerk or the Deputy Clerk. These are sent to you once you email us to tell us you would like to attend a meeting.



Type in the Meeting ID & press 'JOIN'.

## Useful videos:-

[YouTube Zoom basics \(20m\)](#)

[YouTube - setting up Zoom \(7m\)](#)